

411 TERMINATED FOLDED DIPOLE ANTENNA

FEATURES AT A GLANCE

- Flexible design
- Easy to install
- Up to 1000 W RF power rating
- Rated for data

The Code 411 Terminated Folded Dipole Antenna is a 2-wire antenna designed for broadband operation in fixed stations. Separate variations are available to support power levels of 125 or 1000 W. The Code 411 Antenna can be mounted horizontally between two support systems, or as an inverted “V” using a single central support mast.

PERFORMANCE

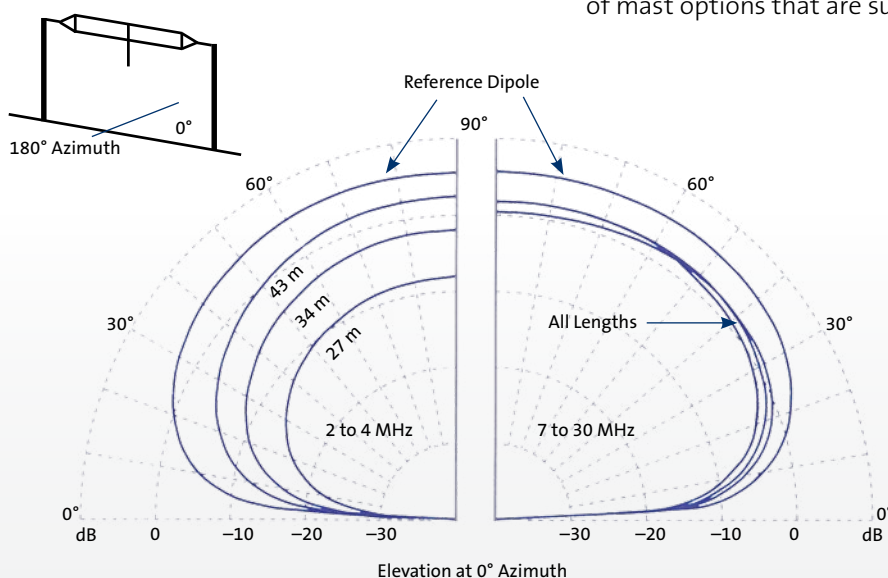
The Code 411 Antenna provides excellent performance for short to medium distance HF communications. It is offered in a range of lengths to suit installation requirements. To optimise the antenna for Near Vertical Incidence Skywave (NVIS) propagation use an inverted V configuration or adjust the installed height above ground.

ANTENNA MODEL

The model of Code 411 Antenna should be selected to suit the application depending on the required power rating and the maximum amount of available space to install it. As a general rule the radiation efficiency of the Code 411 Antenna increases with antenna length so it is recommended to select the longest variant that will suit available space.

EASY TO INSTALL

The Code 411 Antenna is supplied completely assembled and ready for installation. Installation hardware includes 60 m of high quality UV resistant rope and pulley as well as easy to understand installation instructions. A range of coaxial cable lengths and types are available but are ordered separately. Codan also has a large range of mast options that are suitable for use with the Code 411 Antenna.



Model	Length (m)	Power (W)
15-00411-003	43	125
15-00411-004	34	125
15-00411-005	27	125
15-00411-012	43	1000
15-00411-011	34	1000

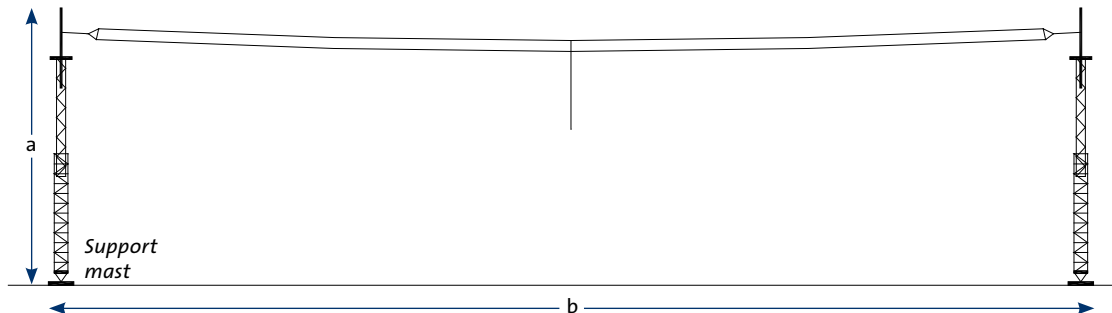
Notes:

1. The 43 m antenna is 10 dB more efficient from 2 to 4 MHz than the 27 m version.
2. The reference dipole is 1/4 wavelength above ground.
3. Radiation patterns are for antenna installation heights recommended in the antenna mounting details.

411 TERMINATED FOLDED DIPOLE ANTENNA

CODE 411 ANTENNA INSTALLATION

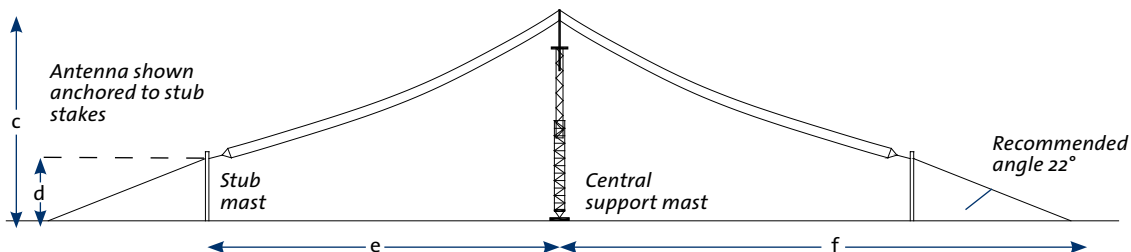
Horizontal Mounting



Note:

Antenna should be oriented at right angles to the preferred direction of propagation to maximise network performance

Inverted 'V' Mounting



MOUNTING & CONSTRUCTION

Code 411 Antenna mounting details

Model	Dimensions (m)					
	a	b	c	d	e	f
15-00411-003/012	10	47	13	4.8	22	32
15-00411-004/011	8	38	11	4.2	18	27
15-00411-005	6.5	31	8	3	14.5	20

Note:

Dimension 'b' allows 2 metres between each end of the antenna and the support mast.

SPECIFICATIONS

Frequency range	2 to 30 MHz
Connector	UHF type socket
Input impedance	50 ohm
VSWR	Typically 2.5:1
Power rating	125 W PEP, 100 W CW 1000 W PEP, 600 W CW

ACCESSORIES

- 30 m RG58 Coaxial Cable
- 100 m low loss RG213 Coaxial Cable
- RG213 Strain Relief Hardware
- In-line Lightning Arrestor
- Spare waterproof UHF plug

CODAN™ is a trademark of Codan Limited. Other brand, product and company names mentioned in this document are trademarks or registered trademarks of their respective holders.

Values noted are typical. Equipment descriptions and specifications subject to change without notice or obligation.



www.codanradio.com

CODAN RADIO COMMUNICATIONS

12-20054-EN Issue 12 11/2015

Australia: +61 8 8305 0528 ▪ US: +1 571 919 6432
Canada: +1 250 382 8268 ▪ UAE: +971 44 53 72 01

HFsales@codanradio.com